



# Inductors for Standard Circuits

Wound Ferrite

## NL series

---

|          |                   |
|----------|-------------------|
| NL453232 | 4532 [1812 inch]* |
| NL565050 | 5650 [2220 inch]  |

\* Dimensions Code JIS[EIA]

---

## REMINDERS FOR USING THESE PRODUCTS

Before using these products, be sure to request the delivery specifications.

### SAFETY REMINDERS

Please pay sufficient attention to the warnings for safe designing when using these products.

#### REMINDERS

- The storage period is less than 6 months. Be sure to follow the storage conditions (Temperature: 5 to 40°C, Humidity: 10 to 75% RH or less).  
If the storage period elapses, the soldering of the terminal electrodes may deteriorate.
- Do not use or store in locations where there are conditions such as gas corrosion (salt, acid, alkali, etc.).
- Before soldering, be sure to preheat components.  
The preheating temperature should be set so that the temperature difference between the solder temperature and chip temperature does not exceed 150°C.
- Soldering corrections after mounting should be within the range of the conditions determined in the specifications.  
If overheated, a short circuit, performance deterioration, or lifespan shortening may occur.
- When embedding a printed circuit board where a chip is mounted to a set, be sure that residual stress is not given to the chip due to the overall distortion of the printed circuit board and partial distortion such as at screw tightening portions.
- Self heating (temperature increase) occurs when the power is turned ON, so the tolerance should be sufficient for the set thermal design.
- Carefully lay out the coil for the circuit board design of the non-magnetic shield type.  
A malfunction may occur due to magnetic interference.
- Use a wrist band to discharge static electricity in your body through the grounding wire.
- Do not expose the products to magnets or magnetic fields.
- Do not use for a purpose outside of the contents regulated in the delivery specifications.
- The products listed on this catalog are intended for use in general electronic equipment (AV equipment, telecommunications equipment, home appliances, amusement equipment, computer equipment, personal equipment, office equipment, measurement equipment, industrial robots) under a normal operation and use condition.  
The products are not designed or warranted to meet the requirements of the applications listed below, whose performance and/or quality require a more stringent level of safety or reliability, or whose failure, malfunction or trouble could cause serious damage to society, person or property.  
If you intend to use the products in the applications listed below or if you have special requirements exceeding the range or conditions set forth in the each catalog, please contact us.

- (1) Aerospace/Aviation equipment
- (2) Transportation equipment (cars, electric trains, ships, etc.)
- (3) Medical equipment
- (4) Power-generation control equipment
- (5) Atomic energy-related equipment
- (6) Seabed equipment
- (7) Transportation control equipment

- (8) Public information-processing equipment
- (9) Military equipment
- (10) Electric heating apparatus, burning equipment
- (11) Disaster prevention/crime prevention equipment
- (12) Safety equipment
- (13) Other applications that are not considered general-purpose applications

When designing your equipment even for general-purpose applications, you are kindly requested to take into consideration securing protection circuit/device or providing backup circuits in your equipment.

# Inductors for Standard Circuits

Product compatible with RoHS directive  
Compatible with lead-free solders

## Wound Ferrite

# Overview of the NL Series

### FEATURES

- Resin mold type wound inductor for standard circuits.
- 1 to 10000 $\mu$ H, E-12 Series, wide lineup compatible with J ( $\pm 5\%$ ) tolerance, can be used for applications that need to meet strict L tolerance such as filter circuits.
- Has excellent inductance temperature characteristics in the operating temperature range.

### APPLICATION

Smart meters, AV equipment, xDSL, electronic devices for communications infrastructure such as mobile base stations, industrial equipment, other

### PART NUMBER CONSTRUCTION

|             |                       |             |                 |                       |       |                      |               |
|-------------|-----------------------|-------------|-----------------|-----------------------|-------|----------------------|---------------|
| NL          | 453232                | T           | -               | 1R0                   | J     | -                    | PF            |
| Series name | LxWxH Dimensions (mm) |             | Packaging style | Inductance ( $\mu$ H) |       | Inductance tolerance | Internal code |
|             | 453232                | 4.5x3.2x3.2 | T Taping        | 1R0                   | 1     | J $\pm 5\%$          |               |
|             | 565050                | 5.6x5.0x5.0 |                 | 100                   | 10    |                      |               |
|             |                       |             |                 | 101                   | 100   |                      |               |
|             |                       |             |                 | 102                   | 1000  |                      |               |
|             |                       |             |                 | 103                   | 10000 |                      |               |

### OPERATING TEMPERATURE RANGE, PACKAGE QUANTITY, PRODUCT WEIGHT

| Type     | Temperature range      |                       | Package quantity | Individual weight |
|----------|------------------------|-----------------------|------------------|-------------------|
|          | Operating temperature* | Storage temperature** |                  |                   |
|          | ( $^{\circ}$ C)        | ( $^{\circ}$ C)       | (pieces/reel)    | (mg)              |
| NL453232 | -40 to +105            | -40 to +105           | 500              | 180               |
| NL565050 | -40 to +105            | -40 to +105           | 400              | 380               |

\* Operating temperature range includes self-temperature rise.

\*\* The Storage temperature range is for after the circuit board is mounted.

○ RoHS Directive Compliant Product: See the following for more details related to RoHS Directive compliant products. <http://www.tdk.co.jp/rohs/>

• All specifications are subject to change without notice.

# Overview of the NL Series

## RECOMMENDED REFLOW PROFILE



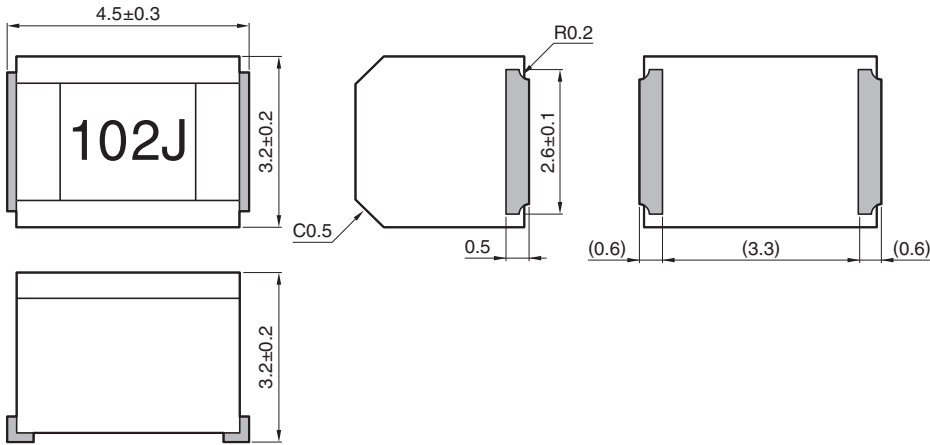
| Preheating |       |            | Soldering |      | Peak  |          |
|------------|-------|------------|-----------|------|-------|----------|
| Temp.      | Temp. | Time       | Temp.     | Time | Temp. | Time     |
| T1         | T2    | t1         | T3        | t2   | T4    | t3       |
| 150°C      | 180°C | 90 to 120s | 230°C     | 40s  | 255°C | 10s max. |

NL series

# NL453232 Type

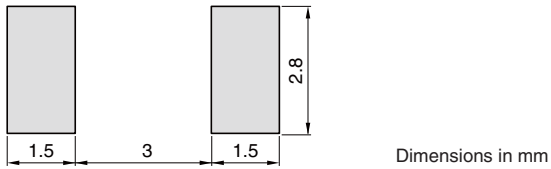


## SHAPE & DIMENSIONS



Dimensions in mm

## RECOMMENDED LAND PATTERN



Dimensions in mm

• All specifications are subject to change without notice.

NL series **NL453232 Type**

## ■ ELECTRICAL CHARACTERISTICS

## □ CHARACTERISTICS SPECIFICATION TABLE

| L<br>( $\mu\text{H}$ ) | Tolerance | Q<br>min. | L, Q measuring<br>frequency<br>(MHz) | Self-resonant<br>frequency<br>(MHz)<br>min. | DC resistance<br>( $\Omega$ )<br>max. | Rated current*<br>(mA)<br>max. | Part No.          |
|------------------------|-----------|-----------|--------------------------------------|---|---------------------------------------|--------------------------------|-------------------|
| 1                      | $\pm 5\%$ | 50        | 7.96                                 | 100   | 0.5                                   | 450                            | NL453232T-1R0J-PF |
| 1.2                    | $\pm 5\%$ | 50        | 7.96                                 | 80  | 0.55                                  | 430                            | NL453232T-1R2J-PF |
| 1.5                    | $\pm 5\%$ | 50        | 7.96                                 | 70  | 0.6                                   | 410                            | NL453232T-1R5J-PF |
| 1.8                    | $\pm 5\%$ | 50        | 7.96                                 | 60  | 0.65                                  | 390                            | NL453232T-1R8J-PF |
| 2.2                    | $\pm 5\%$ | 50        | 7.96                                 | 55  | 0.7                                   | 380                            | NL453232T-2R2J-PF |
| 2.7                    | $\pm 5\%$ | 50        | 7.96                                 | 50  | 0.75                                  | 370                            | NL453232T-2R7J-PF |
| 3.3                    | $\pm 5\%$ | 50        | 7.96                                 | 45  | 0.8                                   | 355                            | NL453232T-3R3J-PF |
| 3.9                    | $\pm 5\%$ | 50        | 7.96                                 | 40  | 0.9                                   | 330                            | NL453232T-3R9J-PF |
| 4.7                    | $\pm 5\%$ | 50        | 7.96                                 | 35  | 1                                     | 315                            | NL453232T-4R7J-PF |
| 5.6                    | $\pm 5\%$ | 50        | 7.96                                 | 33  | 1.1                                   | 300                            | NL453232T-5R6J-PF |
| 6.8                    | $\pm 5\%$ | 50        | 7.96                                 | 27  | 1.2                                   | 285                            | NL453232T-6R8J-PF |
| 8.2                    | $\pm 5\%$ | 50        | 7.96                                 | 25  | 1.4                                   | 270                            | NL453232T-8R2J-PF |
| 10                     | $\pm 5\%$ | 50        | 2.52                                 | 20  | 1.6                                   | 250                            | NL453232T-100J-PF |
| 12                     | $\pm 5\%$ | 50        | 2.52                                 | 18  | 2                                     | 225                            | NL453232T-120J-PF |
| 15                     | $\pm 5\%$ | 50        | 2.52                                 | 17  | 2.5                                   | 200                            | NL453232T-150J-PF |
| 18                     | $\pm 5\%$ | 50        | 2.52                                 | 15  | 2.8                                   | 190                            | NL453232T-180J-PF |
| 22                     | $\pm 5\%$ | 50        | 2.52                                 | 13  | 3.2                                   | 180                            | NL453232T-220J-PF |
| 27                     | $\pm 5\%$ | 50        | 2.52                                 | 12  | 3.6                                   | 170                            | NL453232T-270J-PF |
| 33                     | $\pm 5\%$ | 50        | 2.52                                 | 11  | 4                                     | 160                            | NL453232T-330J-PF |
| 39                     | $\pm 5\%$ | 50        | 2.52                                 | 10  | 4.5                                   | 150                            | NL453232T-390J-PF |
| 47                     | $\pm 5\%$ | 50        | 2.52                                 | 10  | 5                                     | 140                            | NL453232T-470J-PF |
| 56                     | $\pm 5\%$ | 50        | 2.52                                 | 9   | 5.5                                   | 135                            | NL453232T-560J-PF |
| 68                     | $\pm 5\%$ | 50        | 2.52                                 | 9   | 6                                     | 130                            | NL453232T-680J-PF |
| 82                     | $\pm 5\%$ | 50        | 2.52                                 | 8   | 7                                     | 120                            | NL453232T-820J-PF |
| 100                    | $\pm 5\%$ | 40        | 0.796                                | 8   | 8                                     | 110                            | NL453232T-101J-PF |
| 120                    | $\pm 5\%$ | 40        | 0.796                                | 6   | 8                                     | 110                            | NL453232T-121J-PF |
| 150                    | $\pm 5\%$ | 40        | 0.796                                | 5   | 9                                     | 105                            | NL453232T-151J-PF |
| 180                    | $\pm 5\%$ | 40        | 0.796                                | 5   | 9.5                                   | 102                            | NL453232T-181J-PF |
| 220                    | $\pm 5\%$ | 40        | 0.796                                | 4   | 10                                    | 100                            | NL453232T-221J-PF |
| 270                    | $\pm 5\%$ | 40        | 0.796                                | 4   | 12                                    | 92                             | NL453232T-271J-PF |
| 330                    | $\pm 5\%$ | 40        | 0.796                                | 3.5   | 14                                    | 85                             | NL453232T-331J-PF |
| 390                    | $\pm 5\%$ | 40        | 0.796                                | 3   | 16                                    | 80                             | NL453232T-391J-PF |
| 470                    | $\pm 5\%$ | 40        | 0.796                                | 3   | 26                                    | 62                             | NL453232T-471J-PF |
| 560                    | $\pm 5\%$ | 30        | 0.796                                | 3   | 30                                    | 50                             | NL453232T-561J-PF |
| 680                    | $\pm 5\%$ | 30        | 0.796                                | 3   | 30                                    | 50                             | NL453232T-681J-PF |
| 820                    | $\pm 5\%$ | 30        | 0.796                                | 2.5   | 35                                    | 30                             | NL453232T-821J-PF |
| 1000                   | $\pm 5\%$ | 30        | 0.252                                | 2.5   | 40                                    | 30                             | NL453232T-102J-PF |

\* Rated current: smaller value of either  $I_{dc1}$  or  $I_{dc2}$ .

$I_{dc1}$ : When based on the inductance change rate (10% below the initial value)

$I_{dc2}$ : When based on the temperature increase (Temperature increase of 20°C by self heating)

## ○ Measurement equipment

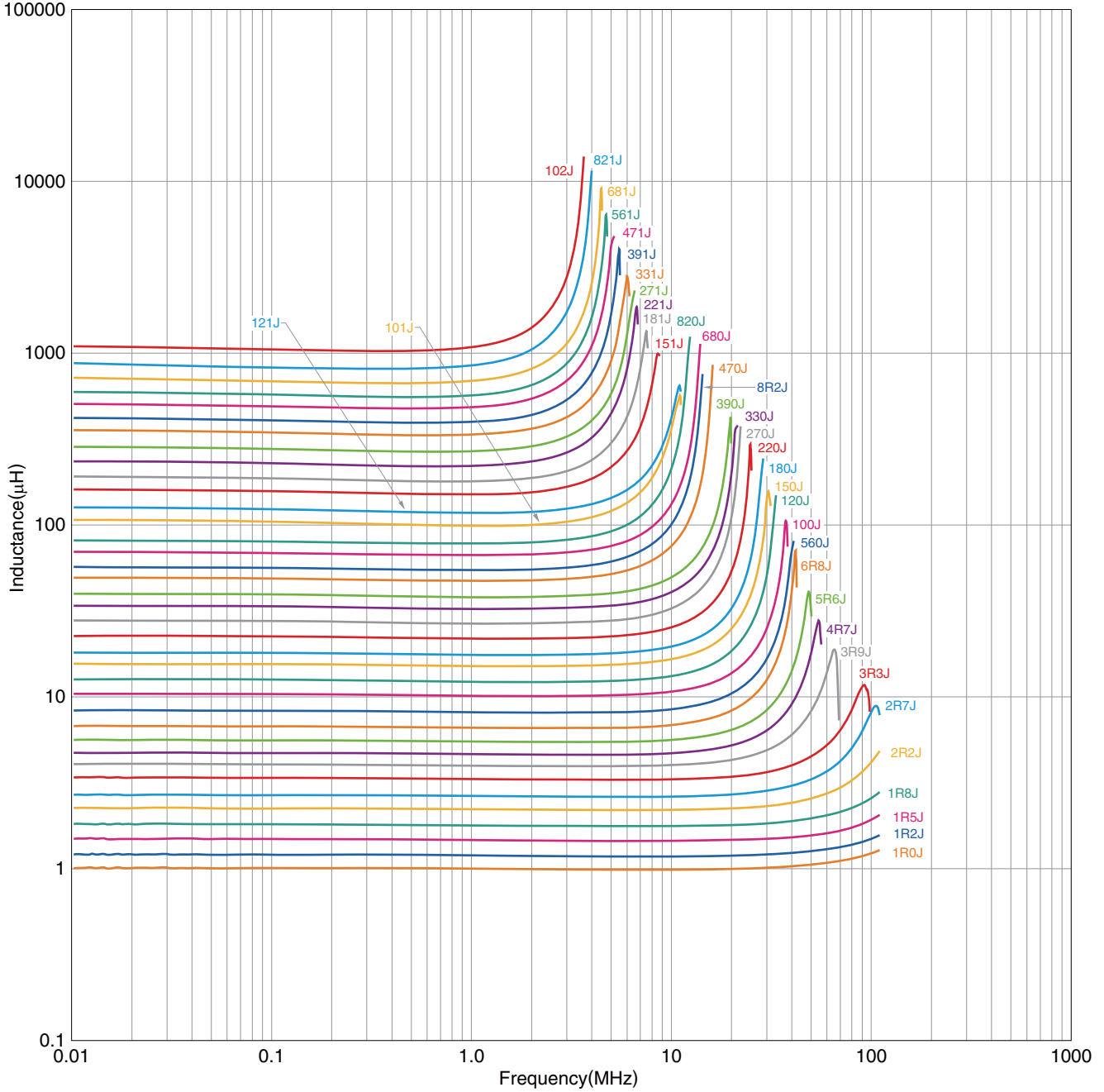
| Measurement item        | Product No. | Manufacturer         |
|-------------------------|-------------|----------------------|
| L, Q                    | 4194A       | Agilent Technologies |
| Self-resonant frequency | 8753C       | Agilent Technologies |
| DC resistance           | VP-2941A    | Panasonic            |

\* Equivalent measurement equipment may be used.

# NL series NL453232 Type

## ELECTRICAL CHARACTERISTICS

### FREQUENCY CHARACTERISTICS GRAPH



○ Measurement equipment

| Product No. | Manufacturer         |
|-------------|----------------------|
| 4294A       | Agilent Technologies |

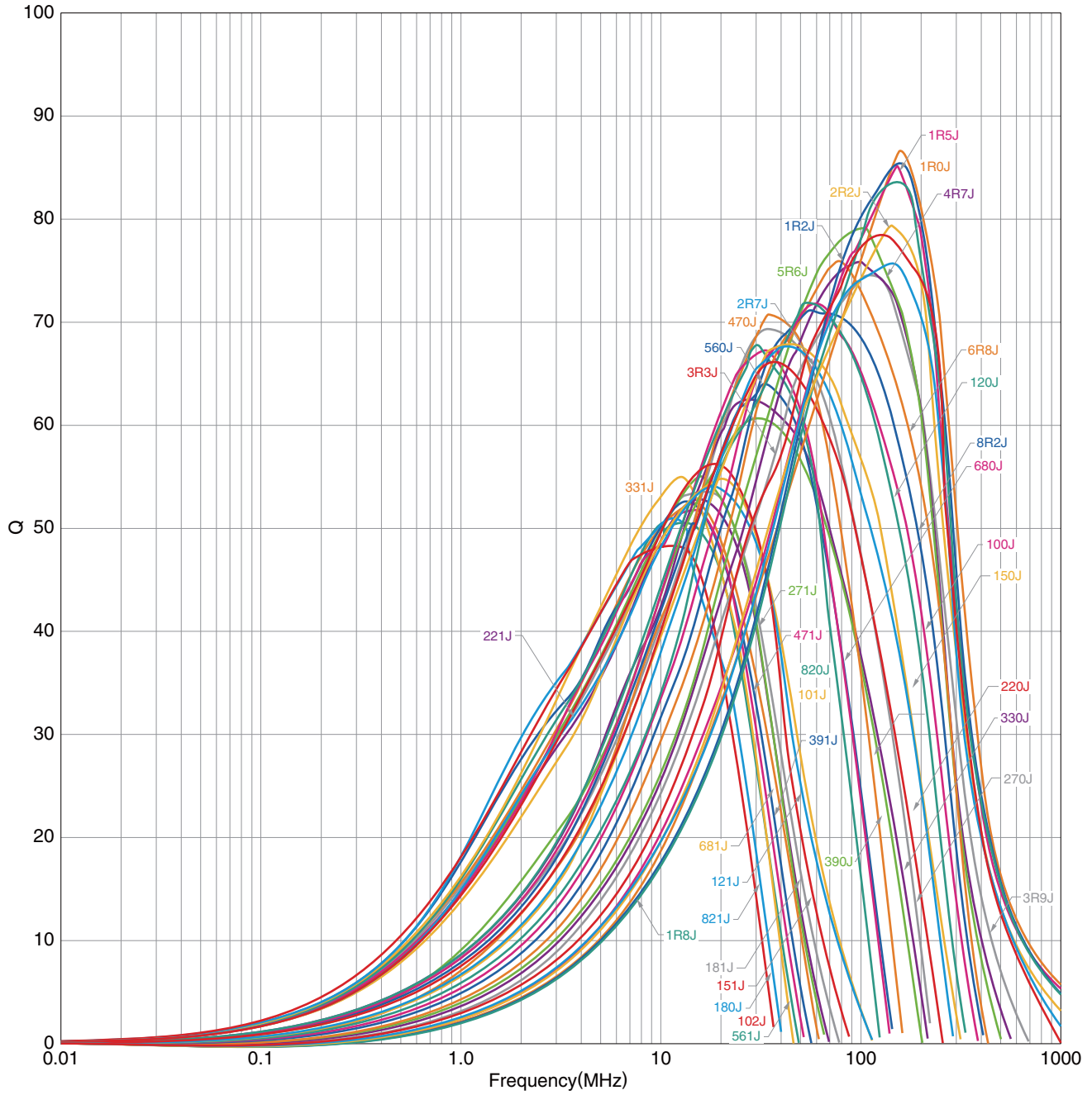
\* Equivalent measurement equipment may be used.

• All specifications are subject to change without notice.

# NL series NL453232 Type

## ELECTRICAL CHARACTERISTICS

### Q FREQUENCY CHARACTERISTICS GRAPH



○ Measurement equipment

| Product No. | Manufacturer         |
|-------------|----------------------|
| 4294A       | Agilent Technologies |

\* Equivalent measurement equipment may be used.

• All specifications are subject to change without notice.

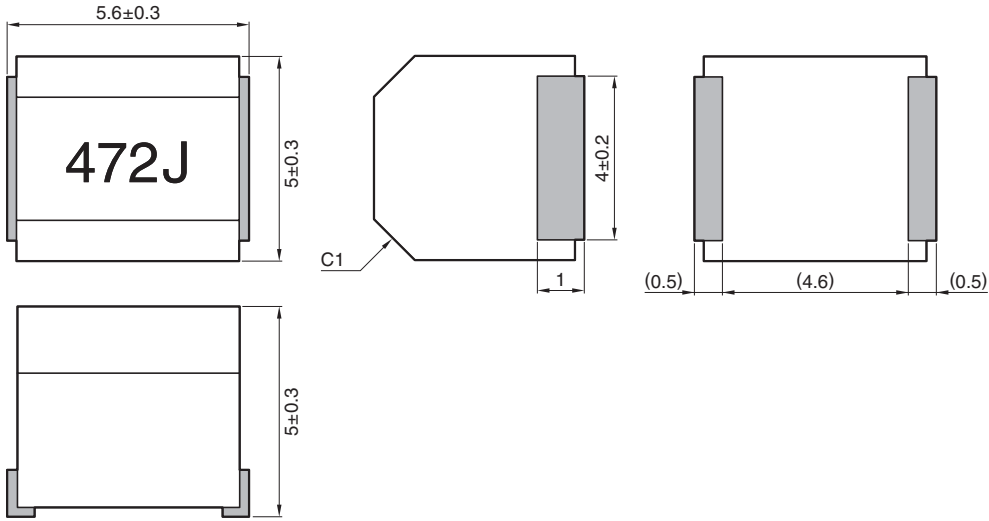


NL series

# NL565050 Type

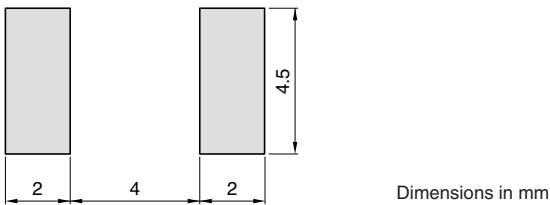


## SHAPE & DIMENSIONS



Dimensions in mm

## RECOMMENDED LAND PATTERN



Dimensions in mm

• All specifications are subject to change without notice.

# NL series NL565050 Type

## ■ ELECTRICAL CHARACTERISTICS

### □ CHARACTERISTICS SPECIFICATION TABLE

| L<br>(mH) | tolerance | Q<br>min. | L, Q measuring<br>frequency<br>(MHz) | Self-resonant<br>frequency<br>(MHz)<br>min. | DC resistance<br>( $\Omega$ )<br>max. | Rated current*<br>(mA)<br>max. | Part No.          |
|-----------|-----------|-----------|--------------------------------------|---|---------------------------------------|--------------------------------|-------------------|
| 1.2       | $\pm 5\%$ | 30        | 0.252                                | 1.5   | 17                                    | 75                             | NL565050T-122J-PF |
| 1.5       | $\pm 5\%$ | 30        | 0.252                                | 1.4   | 20                                    | 70                             | NL565050T-152J-PF |
| 1.8       | $\pm 5\%$ | 30        | 0.252                                | 1.3   | 30                                    | 60                             | NL565050T-182J-PF |
| 2.2       | $\pm 5\%$ | 30        | 0.252                                | 1.2   | 35                                    | 55                             | NL565050T-222J-PF |
| 2.7       | $\pm 5\%$ | 30        | 0.252                                | 1.1   | 55                                    | 45                             | NL565050T-272J-PF |
| 3.3       | $\pm 5\%$ | 30        | 0.252                                | 1   | 60                                    | 40                             | NL565050T-332J-PF |
| 3.9       | $\pm 5\%$ | 30        | 0.252                                | 1   | 70                                    | 38                             | NL565050T-392J-PF |
| 4.7       | $\pm 5\%$ | 30        | 0.252                                | 0.9   | 78                                    | 36                             | NL565050T-472J-PF |
| 5.6       | $\pm 5\%$ | 30        | 0.252                                | 0.8   | 85                                    | 33                             | NL565050T-562J-PF |
| 6.8       | $\pm 5\%$ | 30        | 0.252                                | 0.7   | 110                                   | 30                             | NL565050T-682J-PF |
| 8.2       | $\pm 5\%$ | 30        | 0.252                                | 0.6   | 125                                   | 28                             | NL565050T-822J-PF |
| 10        | $\pm 5\%$ | 20        | 0.0796                               | 0.5   | 150                                   | 25                             | NL565050T-103J-PF |

\* Rated current: smaller value of either  $I_{dc1}$  or  $I_{dc2}$ .

$I_{dc1}$ : When based on the inductance change rate (10% below the initial value)

$I_{dc2}$ : When based on the temperature increase (Temperature increase of 20°C by self heating)

#### ○ Measurement equipment

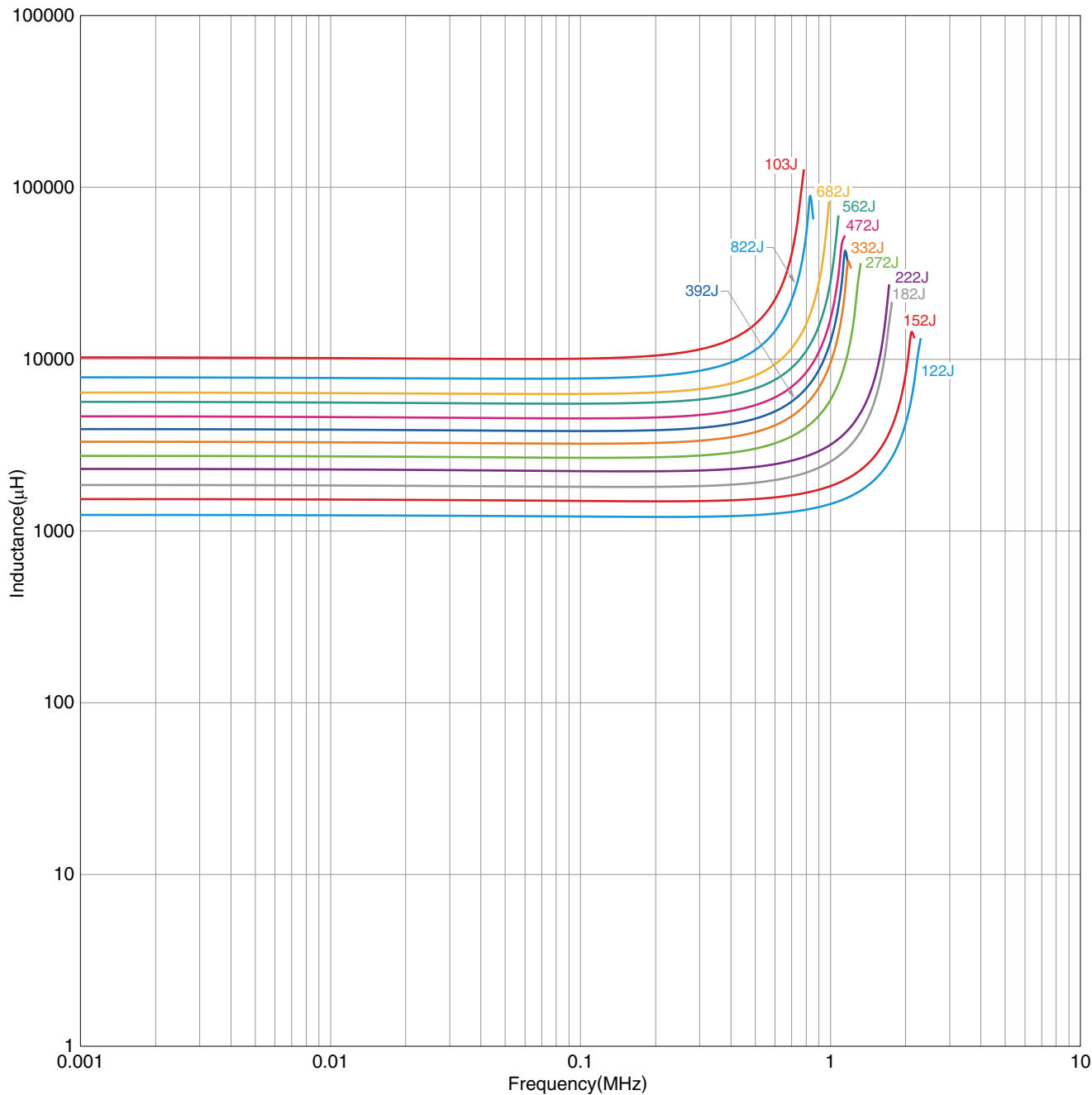
| Measurement item        | Product No. | Manufacturer         |
|-------------------------|-------------|----------------------|
| L, Q                    | 4194A       | Agilent Technologies |
| Self-resonant frequency | 8753C       | Agilent Technologies |
| DC resistance           | VP-2941A    | Panasonic            |

\* Equivalent measurement equipment may be used.

# NL series NL565050Type

## ELECTRICAL CHARACTERISTICS

### FREQUENCY CHARACTERISTICS GRAPH



○ Measurement equipment

| Product No. | Manufacturer         |
|-------------|----------------------|
| 4294A       | Agilent Technologies |

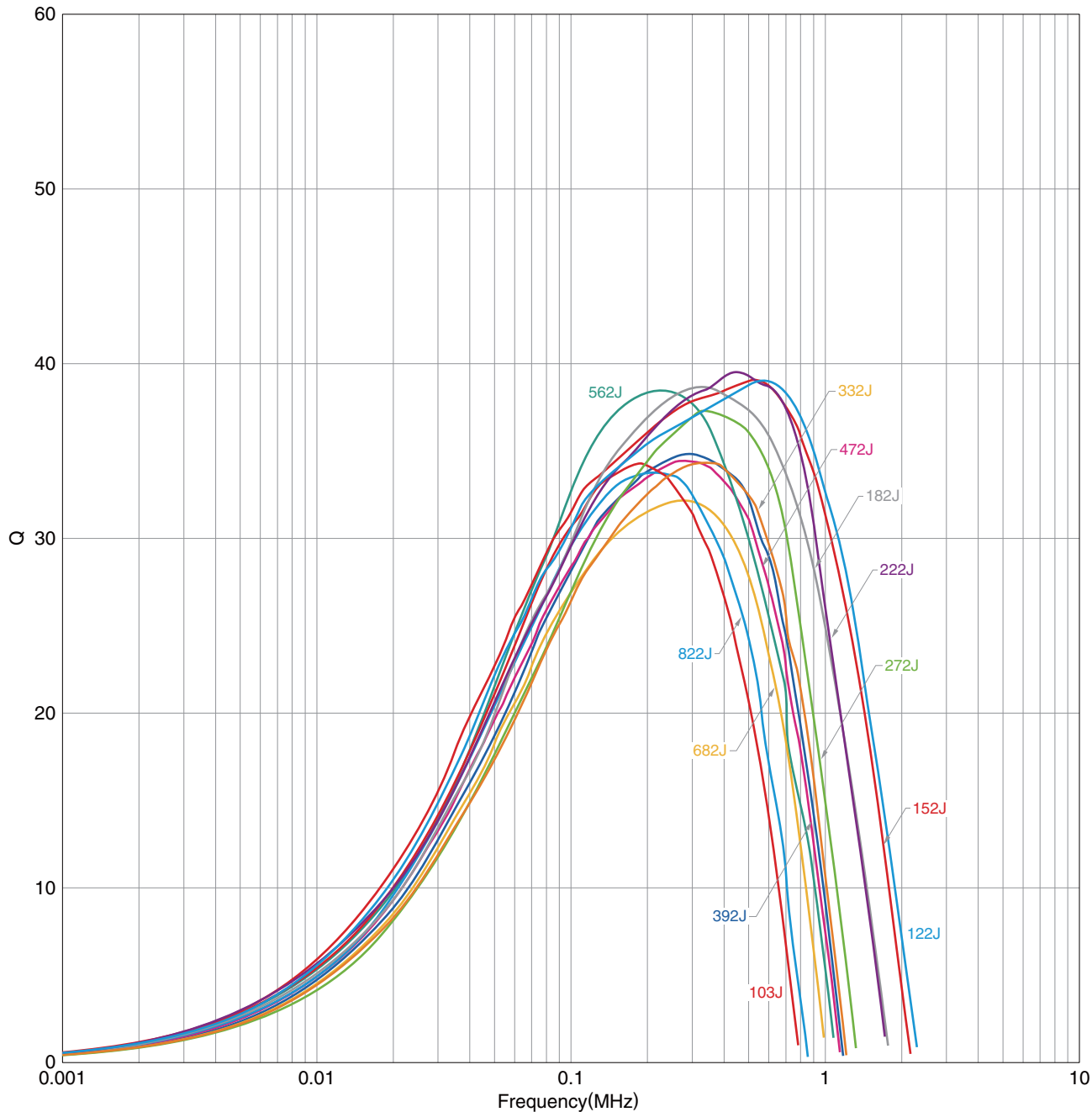
\* Equivalent measurement equipment may be used.

• All specifications are subject to change without notice.

# NL series **NL565050 Type**

## ■ ELECTRICAL CHARACTERISTICS

### □ Q FREQUENCY CHARACTERISTICS GRAPH



○ Measurement equipment

| Product No. | Manufacturer         |
|-------------|----------------------|
| 4294A       | Agilent Technologies |

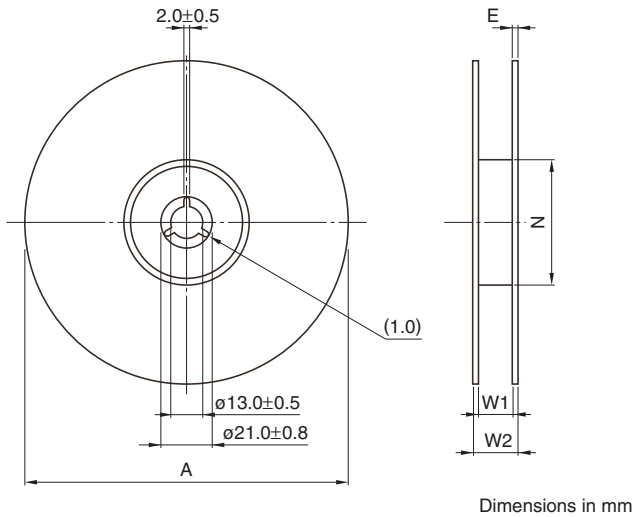
\* Equivalent measurement equipment may be used.

• All specifications are subject to change without notice.

NL series

# Packaging Style

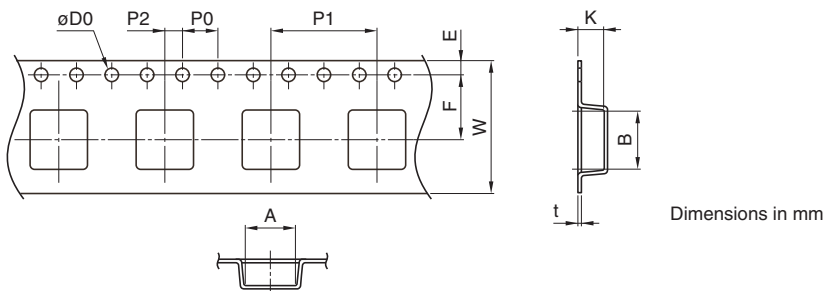
## REEL DIMENSIONS



| Type     | A    | W1 | W2 | N   | E   |
|----------|------|----|----|-----|-----|
| NL453232 | ø180 | 13 | 17 | ø60 | 0.5 |
| NL565050 | ø180 | 13 | 17 | ø60 | 0.5 |

\* These values are typical values.

## TAPE DIMENSIONS



| Type     | A   | B   | øD0        | E        | F         | P0        | P1        | P2        | W         | K   | t   |
|----------|-----|-----|------------|----------|-----------|-----------|-----------|-----------|-----------|-----|-----|
| NL453232 | 3.6 | 4.9 | 1.5+0.1/-0 | 1.75±0.1 | 5.50±0.05 | 4.00±0.10 | 8.00±0.10 | 2.00±0.05 | 12.0±0.30 | 3.2 | 0.4 |
| NL565050 | 5.4 | 5.8 | 1.5+0.1/-0 | 1.75±0.1 | 5.50±0.05 | 4.00±0.10 | 8.00±0.10 | 2.00±0.05 | 12.0±0.30 | 5.4 | 0.4 |

• All specifications are subject to change without notice.